


How to Handle and Clean for BRAVIA 9II (65", 75" and 85")


✖ Excluding 115"

[BRAVIA 9II] Important Retail Handling Precautions for BRAVIA 9II

Please wear gloves when installing or moving BRAVIA 9 II in stores.



DO : Wear gloves when moving BRAVIA 9II



DON'T : Move BRAVIA 9II with bare hands

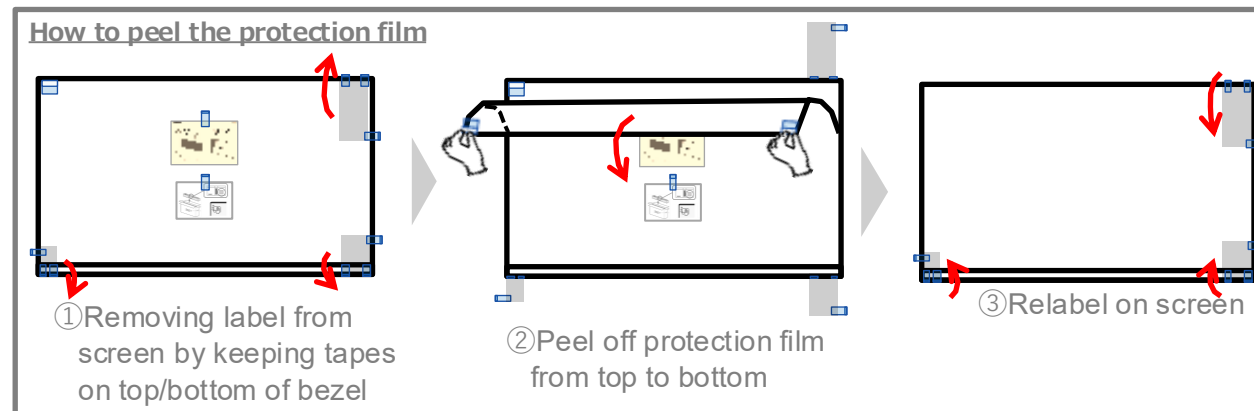
Especially when using professional installers, please strongly encourage them to wear gloves.

No Screen surface damage and dirt while transporting and using,
Please note the following treatments.

1) Protection film on panel screen

We will attach a protection film to the screen surface before shipment, and users/dealers are requested to peel this film before use.

→ Please peel the film **off from top to bottom**. (same way as BRAVIA 8II)



[BRAVIA 9II] How to clean BRAVIA 9II (65", 75" and 85")

No Screen surface damage and dirt while transporting and using,
Please note the following treatments.

2) How to remove dirt after peeling off the protection film

- Firstly, do **NOT** touch the screen surface **with bare hands**.
do **NOT** apply **any sticker tape** on the screen surface.
- While displaying the products, if some dirt or residue gets on the screen,
gently wipe it with a microfiber cloth immediately
(If cleaning is delayed, the dirt may become difficult to remove.)



For fingerprints or oil from hands on the screen, follow these steps:

1. Gently wipe the screen with a dry microfiber cloth
2. If the marks cannot be removed, wipe the screen with a microfiber cloth moistened with water
3. If the marks still cannot be removed, wipe the screen with a microfiber cloth moistened with 70% isopropyl alcohol (a.k.a. isopropanol or IPA※).

※Do **NOT** use **detergent with abrasives** such as a cleanser.

[BRAVIA 9II] Which isopropyl alcohol do I need to prepare?



Rubbing Alcohol 70% IPA
Isopropanol Alcohol - Pure
Chem (White) 1L



Rubbing/Isopropyl alcohol is recommended
(No additional additives)



Elastoplast Alcohol Skin
Hygiene 70% Vol 250ml



Alcohol intended for use on the human body cannot be used
(Including other chemicals)

No Screen surface damage and dirt while transporting and using,
Please note the following treatments.

2) How to remove dirt after peeling off the protection film

DON'Ts

- X** Do NOT spray directly onto the TV screen.
- X** Do NOT spray chemicals such as insecticides, benzene, thinners, etc.
- X** Do NOT leave the TV in contact with rubber or vinyl materials for long periods of time.
- X** Do NOT use a commercially available screen protective filter.
- ⌘ Before using a commercially available chemical or cleaning cloth, check with the manufacturer to verify that it's safe for your TV.



SONY